

Microsoft Teams and eSchool

2022-23

eSchool

- eSchool is a communication platform between teacher, students and parents.
- You will also use eSchool to check your child's daily/weekly agenda, receive important memos from the school and check your child's grades.
- You can log into myeschoolhome.com using the credentials provided by the school
- You can download the eSchool app on your phone by typing eSchool in your Play Store or Apple Store

To use eSchool on your Laptop

- Go to your Internet Browser (Google Chrome or Edge or Firefox)
- Type the following link:

www.myeschoolhome.com

eSchool Connect Website



LWIS-USL



Home



Messages

87



Fees



Select child



English

Française

العربية

- Home page and Messages Tab

- Select your child's name



eSchool Connect

eSchool Connect



LWIS-USL



Home



Messages 1



Classes



Announcements



Discussions



Library



Shelves



Messages

INBOX

GROUPS

Show All

search

☐ Select All



Compose



Rony - Bassim
No Subject

Thu, Aug 13 at 11:51 AM



Omar Mahmoud Khor...
sorry I cannot

Sat, Aug 8 at 3:57 PM



Rony - Bassim
No Subject

Thu, Jul 30 at 7:23 PM



Rony - Bassim
Dear All, Progress reports for grades 1-12 wi...

Tue, Jul 21 at 11:44 AM



Maya Elie Soueid
Alright Thank you

Mon, Jun 29 at 4:06 PM



Hayam Assad Deek
thank you all so so so much you've been th

Fri, Jun 12 at 5:00 PM

Compose new messages



You don't have a message selected.

Choose one from your existing messages, or start a new one.

NEW MESSAGE



"we measure success one happy learner at a time"

eSchool Gradebook

eSchool Connect



LWIS-USL



Home



Messages

87



Fees



Grade 6 English B



Report Cards



Evaluations



Discussions



Library



Shelves

Evaluations

Term 1

Algebra	
Total	73.6
T1	71 /100
Q1	75 /100
Q2	76 /100
T2	83 /100
Grade	73.6 /100

Arabic as a Second Language	
Total	74

Art	
Total	74

Computer	
Total	83

English	
Total	60

English Language Support	
Total	70

Geometry	
Total	61.4

Physical Education	
Total	85

Science	
Total	72.5


Social Studies	
Total	75.3

Select your child from the list to view all his grades



"we measure success one happy learner at a time"

eSchool Agenda



Click on the agenda icon to
check our child's agenda

eSchool Agenda

Calendar **Click on the homework to view it** May 29 - Jun 4, 2020 THIS WEEK FILTER

29 Fri	30 Sat	31 Sun	1 Mon	2 Tue	3 Wed	4 Thu
Homework AA-6743 Algebra Hello everyone, Please log onto the following link on a new web page browser zzi.sh Insert your class code : mdm4444 Your class is 6 A/B Add your full name and sta...			Homework AA-6940 English Dear Students, you need to complete a check for understanding about the selection we just finished "It Worked for Me: In Life and Leadership". It must be done before our Skype session on Wednesday. This is the link:...	Homework AA-6962 Geometry Watch tutorial then solve pages 62-64. Link will be posted today	Homework AA-6969 Algebra Dear Grade 6, I have prepared a tutorial for Lesson 8.1 This lesson is about ratios and how to compare ratios. Watch the tutorial concerning Lesson 8.1 (ratios). Copy the link below onto a ...	Homework AA-6970 Algebra Dear Grade 6, Watch the tutorial concerning Lesson 8.1 (ratios). Copy the link below onto a new web page browser and watch it. https://youtu.be/wrBqrFwYnV8 ...
Homework AA-6716 English Learn about primary and secondary sources used in informational texts by listening to this Level Up Tutorial: https://my.hrw.com/content/hmof/language_arts/hmhcol/lections2017/resources/common/level_up/lit033/ind...			Homework AA-6896 Arabic as a Second Langu... ms hala قراءة نص بيت المستقبل ص ٢٤٨ و ٢٤٩ مع الاجابة على الفهم الإجمالي رقم ٢٠١ ص ١٥١ . الرجاء ارسال الواجب للتصحيح .	Homework AA-6942 English Please complete this survey about your virtual learning experience. https://s.surveypal.com/K5aYXWL5a Thank you.	Homework AA-6900 Arabic as a Second Langu... ms hala ابحث عن إيجابيات وسلبيات التكنولوجيا في يومنا هذا وكيف تسهل حياتنا اليومية. متحدثاً عن تجربتك في استخدامها كوسيلة لتعلم عن بعد في ظل هذه الظروف الصعبة.(وباء كرونة). تحضير البحث	Homework AA-6963 Geometry Check for Understanding on Point Symmetry. Review book pages 48 to 51 + exercises solved. Make sure you check Skype chat if you're missing answer keys. We will have a quiz on page...
			Homework AA-6879 Arabic as a Second Langu... ms hala الدعوة الإسلامية، الرجاء سماع شرح الدرس على الرابط	Homework AA-6905 History الدعوة الإسلامية، الرجاء سماع شرح الدرس على الرابط		

Click to view all your children's agenda

Homework on eSchool

Algebra
AA-7118

Due: Wednesday, June 10

Type : Homework

15 minutes

Dear Grade 6,
Watch the tutorial concerning Lesson 8.4 (Proportions)
Copy the link below onto a new web page browser and watch it.
<https://youtu.be/Sn7XM9qCtf0>
After watching, Complete Textbook pdf pg. 420 numbers 3 to 14.
Submit your work on e-connect .



Detailed agenda view

My work

Mark as done or attach work to turn in

☐ Done



UPLOAD FILE



To send a file to the teacher
you can upload here

Difficulty:

Easy

Medium

Hard

There are no comments or answers

Add a comment or an answer



You can type comments or short
answers in this section

eSchool App on Mobile

- eSchool Connect



eSchool Connect

eSchool S.A.L. Education

3+

 This app is compatible with some of your devices.

- eSchool Agenda



eSchool Agenda

eSchool S.A.L. Education Education

3+

 Family Friendly

 This app is compatible with some of your devices.

eSchool Agenda Mobile Application

Install eSchool Agenda
on your mobile phone
& sign in using your eSchool
account



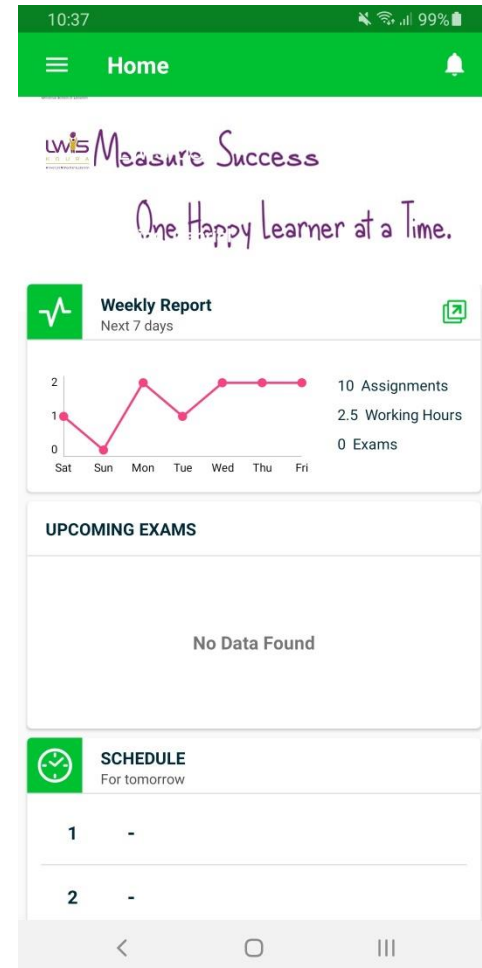
eSchool Agenda

eSchool S.A.L. Education Education



Family Friendly

This app is compatible with some of your devices.



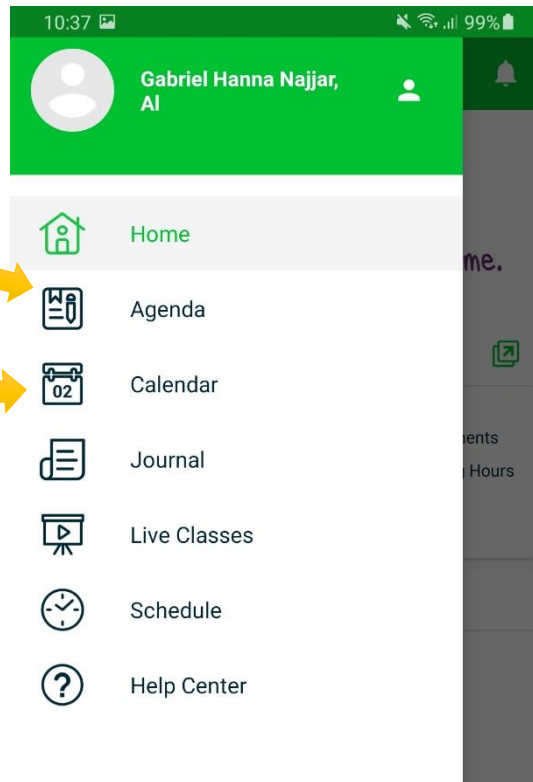
eSchool Agenda Mobile Application

Click on
the menu
tab and
then

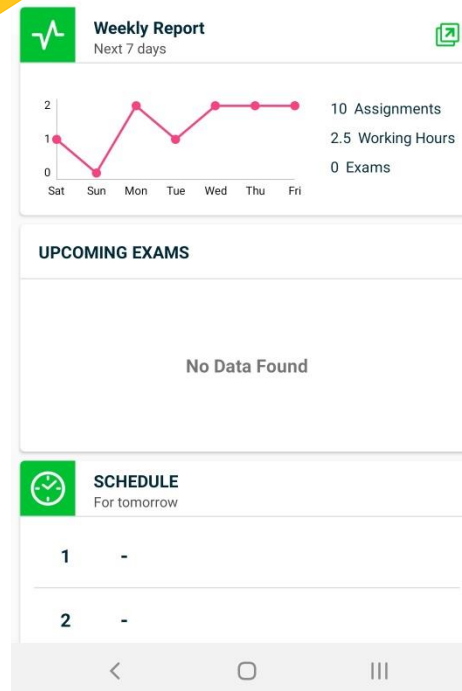
agenda

Or

calendar

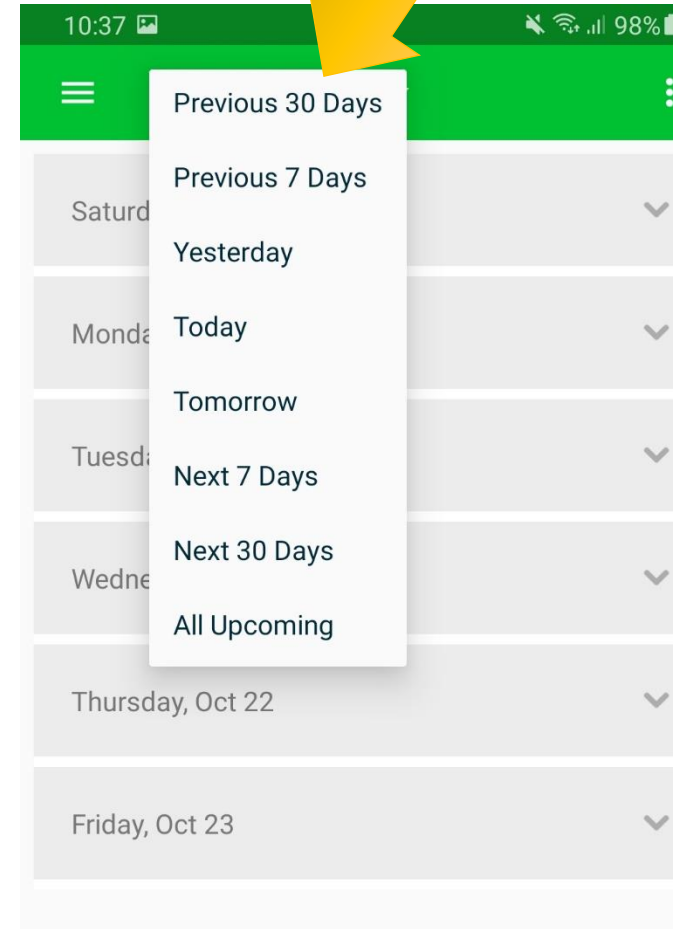
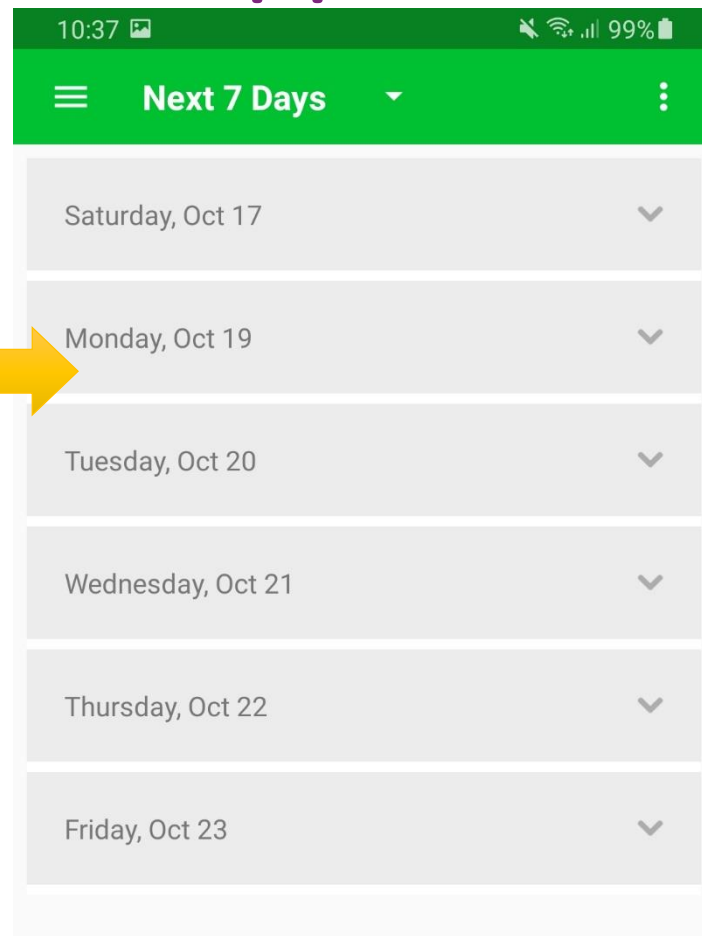


Measure Success
One Happy Learner at a Time.



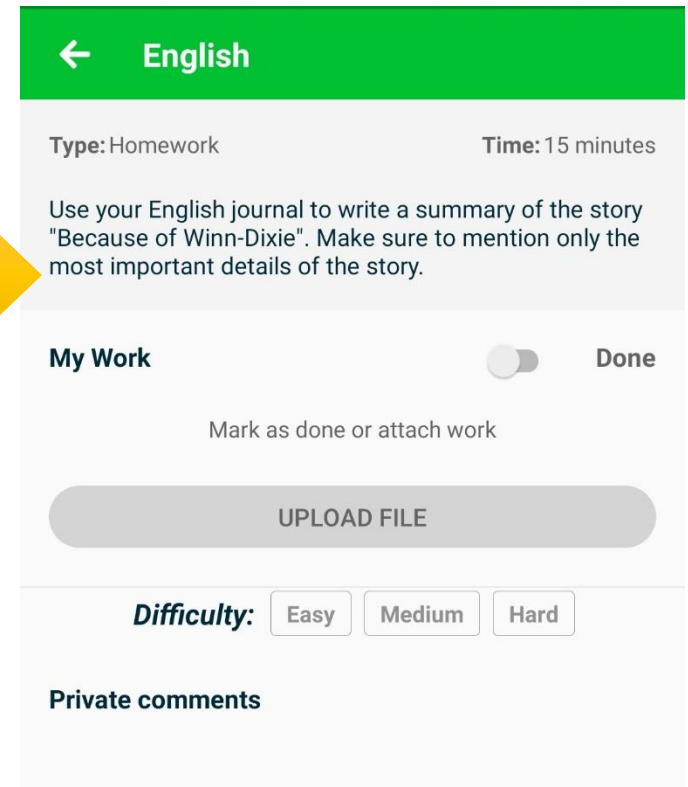
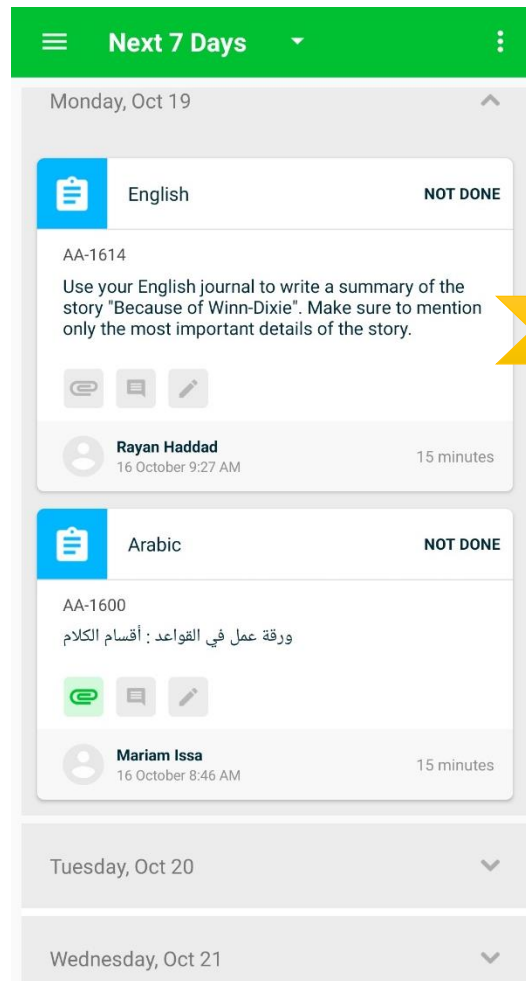
eSchool Agenda Mobile Application

Click on the day to expand or use the upper menu to go back and view previous agenda



eSchool Agenda Mobile Application

Click on the assignment to expand it



WE measure
SUCCESS
one **HAPPY** learner
at a time

A Learner's World

Microsoft Teams

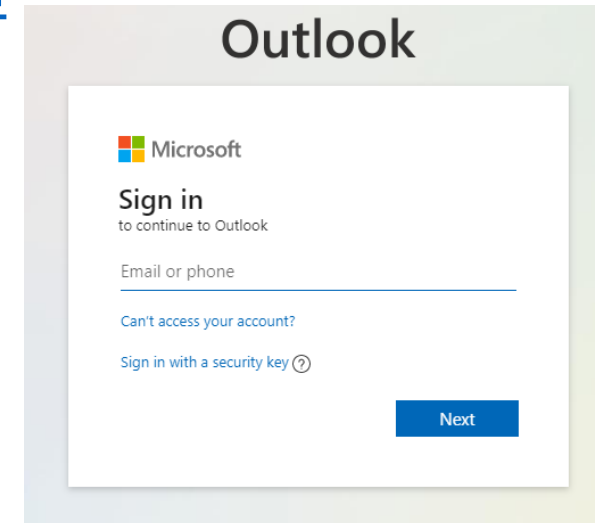


Adma International School



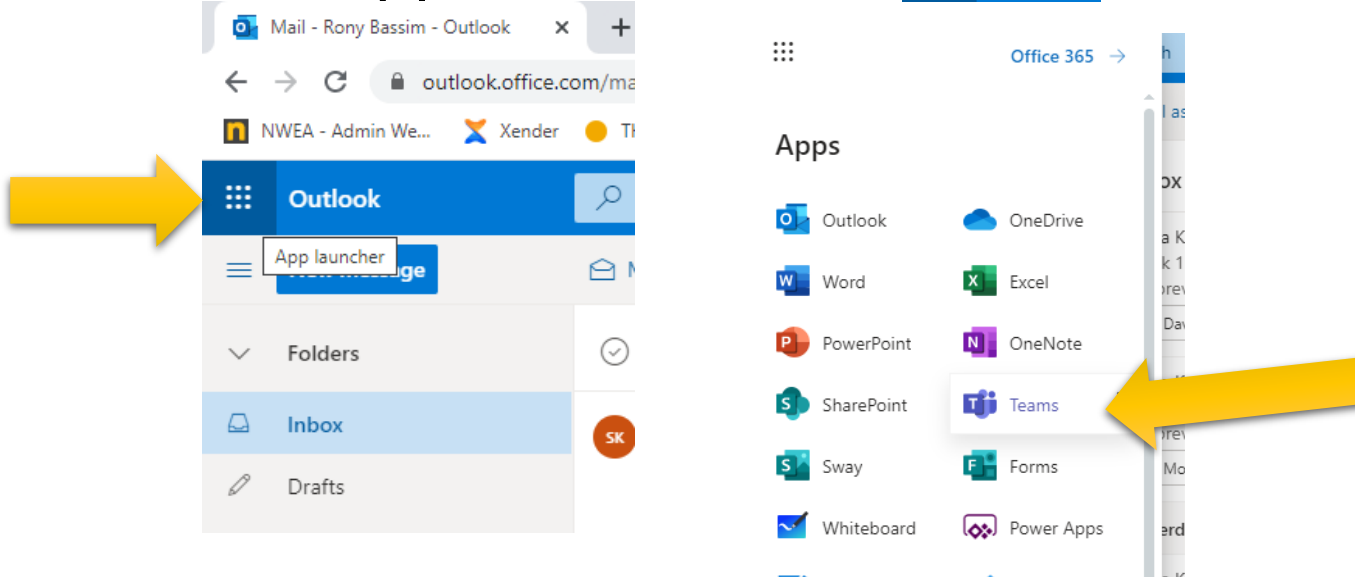
Login to Microsoft Office 365

- The school will provide your child with a Microsoft Office 365 email address that they will use throughout the year.
- You will need to login to your school mail on the following link: outlook.office365.com
- You can send and receive emails using your office 365 account.
- You will need this email to access Microsoft Teams.



Accessing MS Teams from your Browser

- Login to your email (outlook.office365.com) then click on App Launcher icon  Outlook and then Teams



- You can also go directly to MS Teams using the following link: teams.microsoft.com


Accessing MS Teams from your desktop

- You can download the Microsoft Teams application on your laptop and sign in using your Office 365 account.
- The application will launch every time you turn on your device and you will get notification as soon as they are received
- It is recommended that you install the application on your device and use it instead of the browser version of MS Teams.

Installing MS Teams on your laptop


- Click on the following link to download the desktop version of MS Teams

<https://www.microsoft.com/en-us/microsoft-365/microsoft-teams/download-app>



Installing MS Teams on your laptop

- After the download is complete run the setup file to install MS Teams.
- Once complete you should be able to see an icon on your desktop



or search your start menu by typing Teams

- Launch the app and sign in from your Office 365 account.

Teams Interface

The Me Space

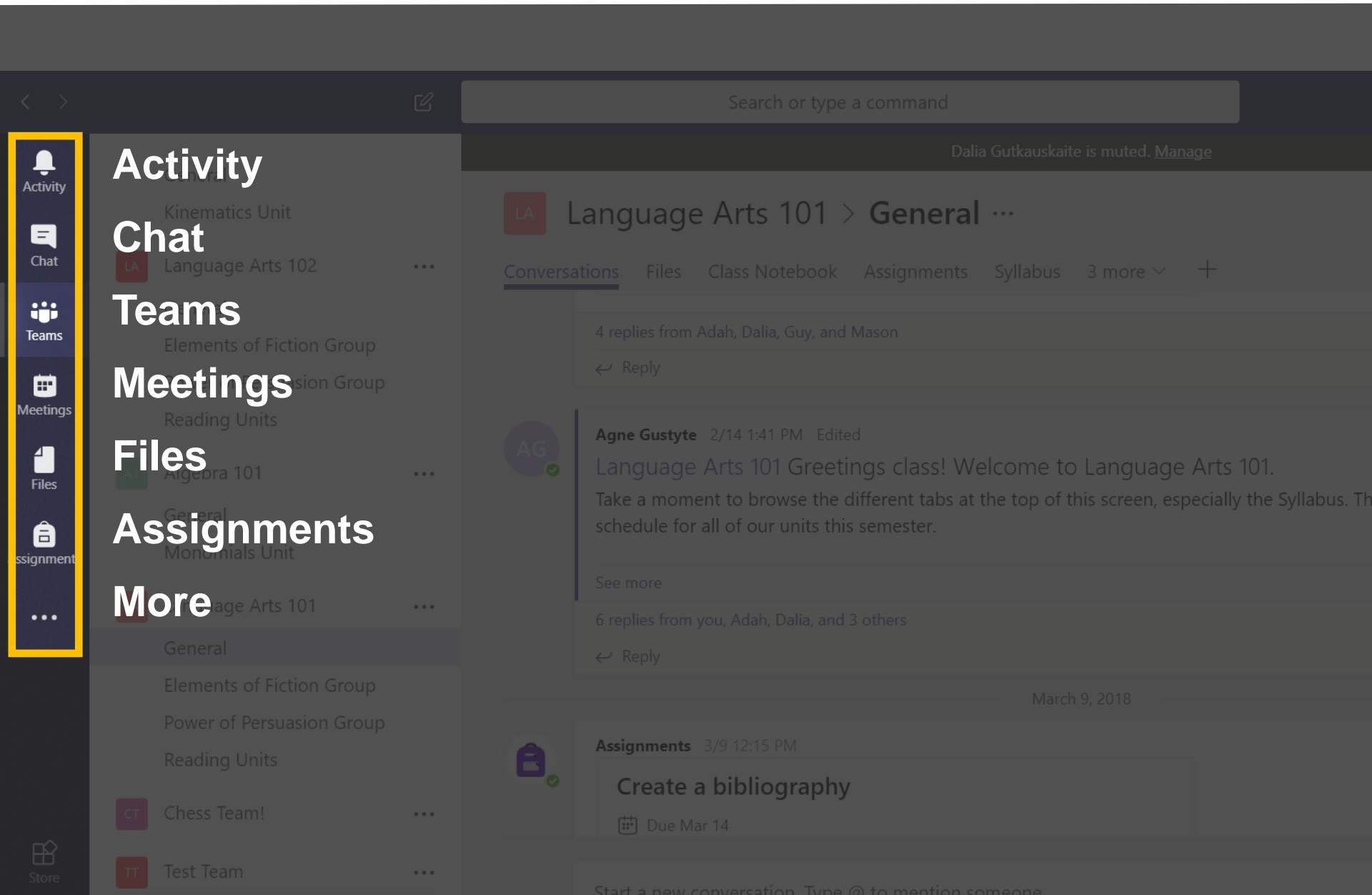
The We Space and Canvas

The screenshot displays the Microsoft Teams interface. On the left, the 'Me Space' sidebar is highlighted with a yellow border. It contains icons for Activity, Chat, Teams, Meetings, Files, and Assignments. The 'Teams' section is expanded, showing a list of teams: General, Kinematics Unit, Language Arts 102, Algebra 101, Chess Team!, and Test Team. The 'Language Arts 101' team is selected, and its 'General' channel is active. The main area on the right, outlined in purple, shows the 'We Space and Canvas'. It features a search bar at the top, a notification that 'Dalia Gutkauskaitė is muted', and a header for the 'Language Arts 101 > General' channel. Below the header are tabs for Conversations, Files, Class Notebook, Assignments, and Syllabus. The 'Conversations' tab is active, showing a message from 'Agne Gustyte' dated 2/14 1:41 PM. The message reads: 'Language Arts 101 Greetings class! Welcome to Language Arts 101. Take a moment to browse the different tabs at the top of this screen, especially the Syllabus. That's where you'll see a schedule for all of our units this semester.' Below the message is a 'See more' link and a reply section. At the bottom, there is an 'Assignments' section with a task titled 'Create a bibliography' due on March 14. The interface includes various icons for actions like replying, mentioning, and adding attachments.




"we measure success one happy learner at a time"

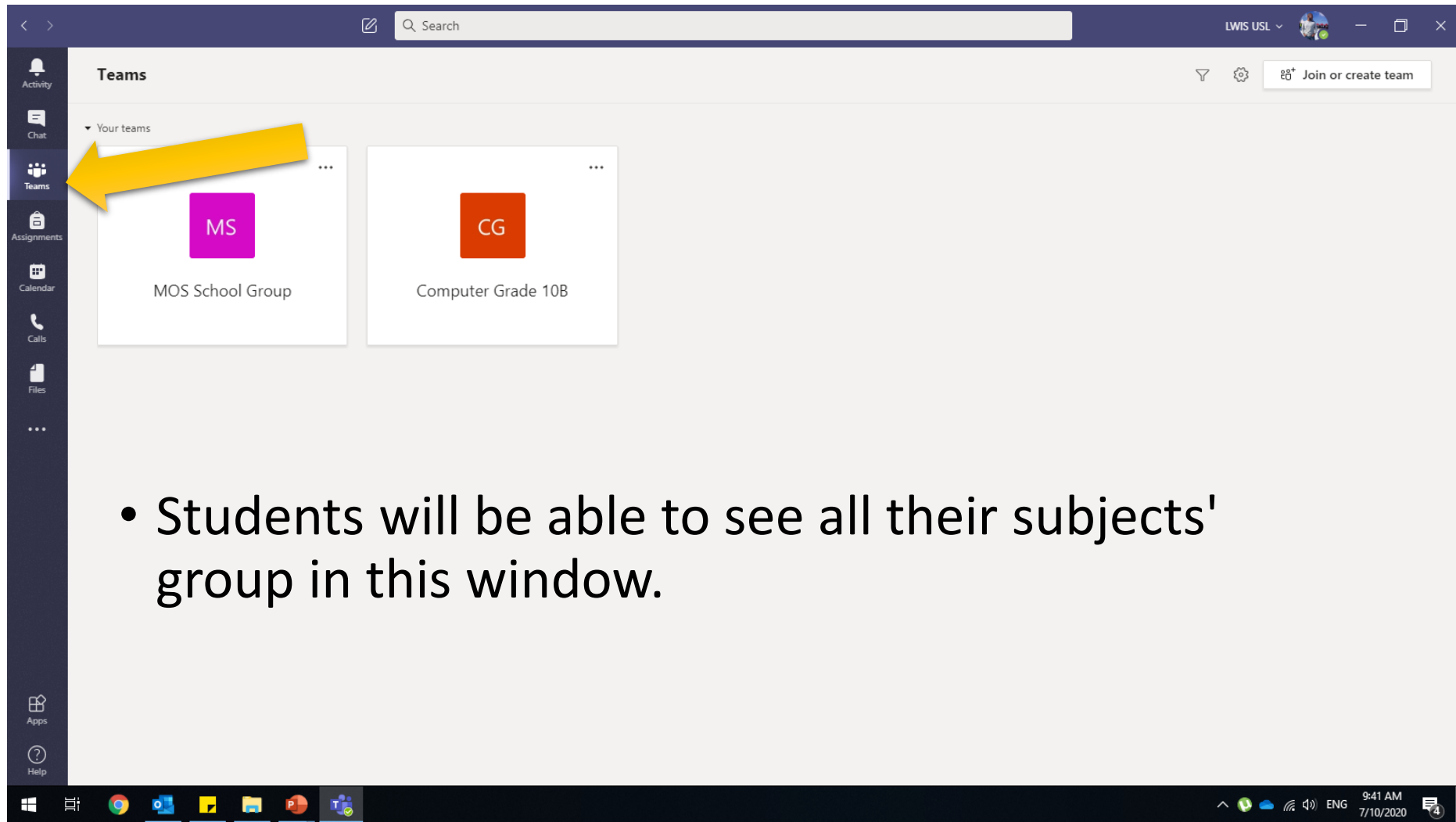
The App Bar



To view notification



Teams



Teams

Activity

Chat

Teams

Assignments

Calendar

Calls

Files

...

Apps

Help

Search

LWIS USL

Join or create team

Your teams

MS

MOS School Group

CG

Computer Grade 10B

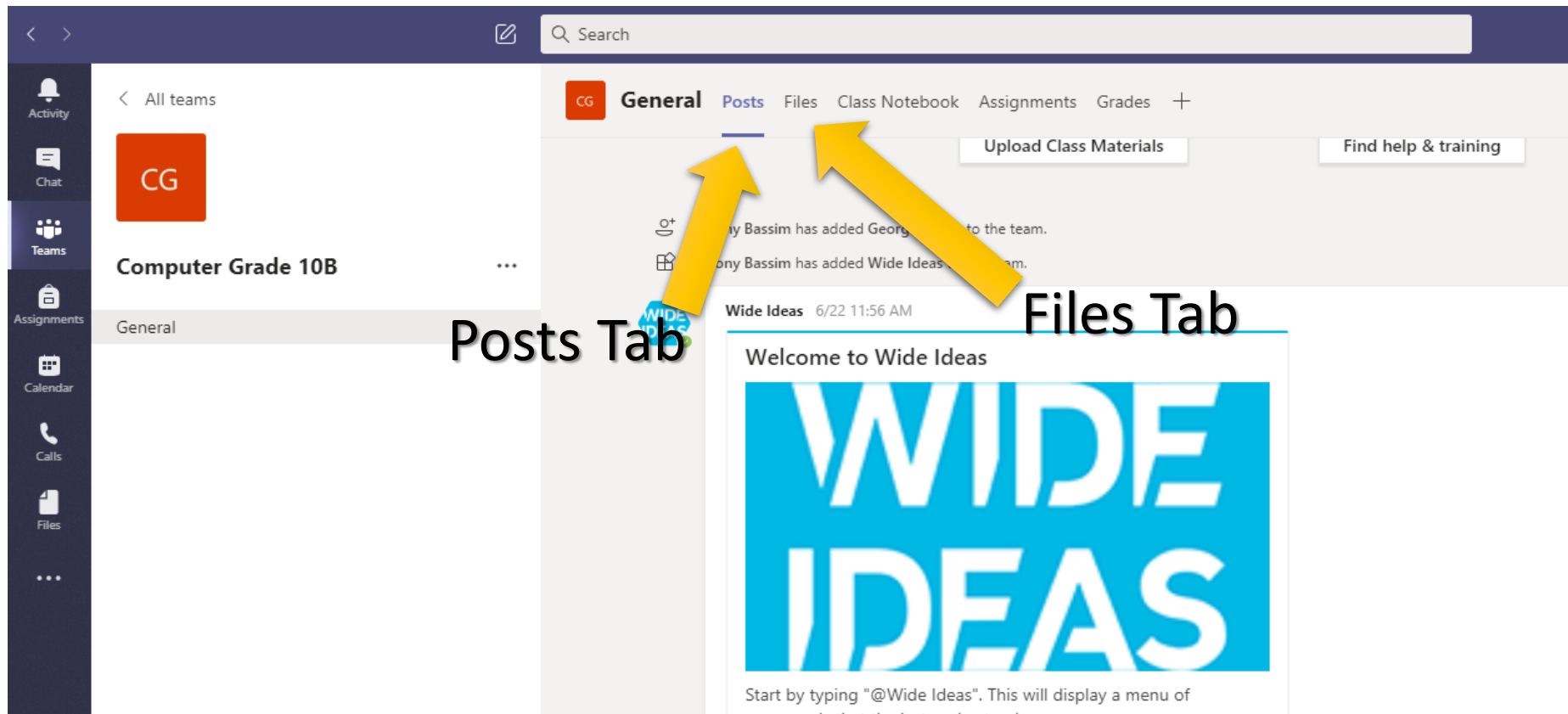
- Students will be able to see all their subjects' group in this window.

Class Tab

The screenshot displays the Microsoft Teams interface for a class named 'Computer Grade 10B'. The left sidebar shows navigation options: Activity, Chat, Teams, Assignments, Calendar, Calls, and Files. The 'General' tab is highlighted in the sidebar, with a yellow arrow pointing to it and the label 'Class Tab'. The top navigation bar includes a search bar and tabs for 'General', 'Posts', 'Files', 'Class Notebook', 'Assignments', and 'Grades'. A yellow arrow points to the 'Uploads Materials' button in the top navigation bar, with the label 'Tabs'. The main content area shows a post from 'Wide Ideas' with the text 'Welcome to Wide Ideas' and a large blue graphic with the words 'WIDE IDEAS'.

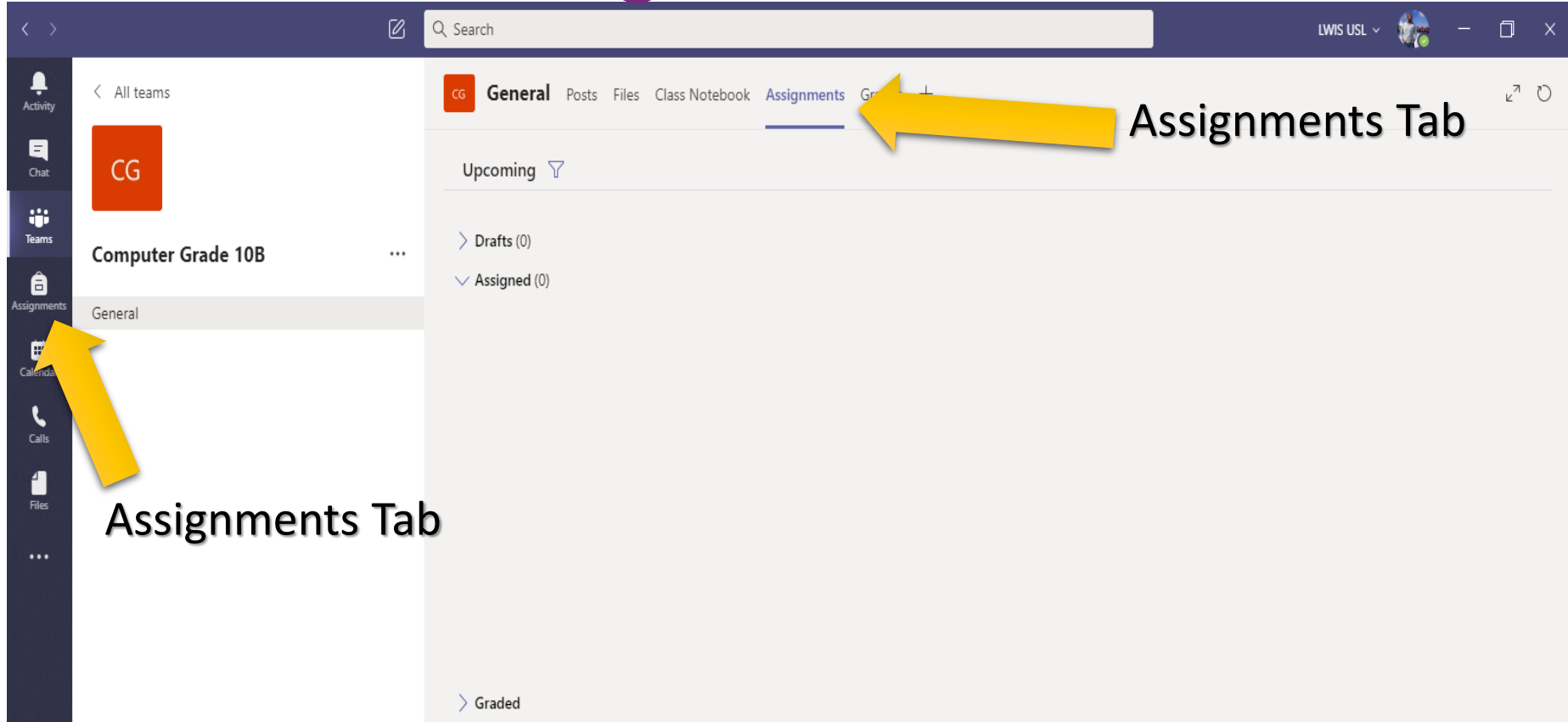
- In the class tab students will be able to see posts and files shared to them by their subject teacher
- There are also additional tabs that might change from subject to another such as class notebook, assignments, grades...

Posts & Files Tabs



- In the posts tab students will be able to communicate with the teachers and students. Teacher may also post links, material, questions, ...
- All the files shared with the students in this subject will be shown here

Assignments Tab



- In the assignments tab students can check assignments, project, homework assigned by the teacher for this specific subject
- The assignments tab can be accessed from within the class tab or from the App Bar

Joining Calls by clicking on Join Call in your Team tab

